

Specifications

MODELS	GS™-3268 RT	
MEASUREMENTS	Metric	US
Working height maximum*	11.75 m	38 ft
A Platform height maximum	9.75 m	32 ft
B Platform height - stowed	1.31 m	4 ft 3.75 in
C Platform length - outside	2.51 m	8 ft 3 in
- extended	3.73 m	12 ft 3 in
Slide-out platform extension deck	1.22 m	4 ft
D Platform width - outside	1.55 m	5 ft 1 in
Toeboard height	15 cm	6 in
E Height - stowed**	2.45 m	8 ft 5 in
rails lowered	1.83 m	6 ft
F Length - stowed	2.67 m	8 ft 9 in
platform extended	4.10 m	13 ft 5.5 in
with outriggers	3.38 m	11 ft 3 in
G Width	1.73 m	5 ft 8 in
H Wheelbase	1.85 m	6 ft 1 in
I Ground clearance - centre	19 cm	7.5 in

PRODUCTIVITY

Maximum platform occupancy (indoor/outdoor)	4/2	4/2
Lift capacity	454 kg	1,000 lbs
Drive speed - stowed	6.1 km/h	3.8 mph
Drive speed - raised	0.8 km/h	0.5 mph
Gradeability-stowed***	30%	30%
Maximum outrigger levelling:		
front to back	6.6°	6.6°
side to side	10.6°	10.6°
Turning radius - inside	1.52 m	5 ft
Turning radius - outside	3.68 m	12 ft 1 in
Raise/lower speed	40/37 sec	40/37 sec
Controls	proportional	proportional
Drive	four wheel	four wheel
Tyres - rough terrain	30 x 60 cm	12 x 23.5 in

POWER

Power source	Kubota diesel 20 hp (15 kW) Kubota petrol/LPG 23 hp (17 kW) Perkins 403C-11 Diesel 26 hp
Fuel tank capacity	56.8 L 15 gal
Hydraulic system capacity	62.5 L 16.5 gal

WEIGHT****

	3,762 kg	8,293 lbs
Weight modifiers for options:		
Outriggers	483 kg	1,064 lbs
Generator	48 kg	405 lbs

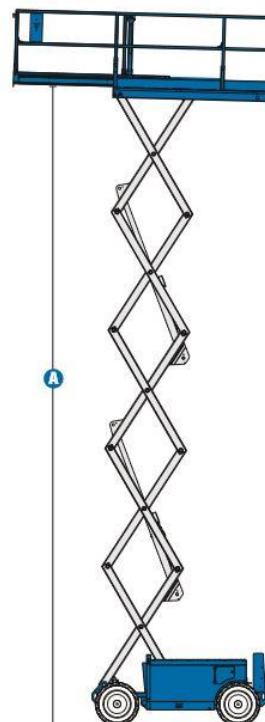
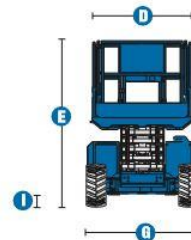
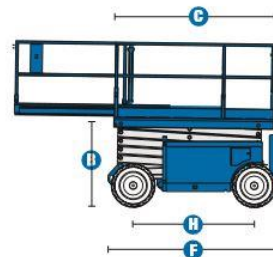
STANDARDS COMPLIANCE

The metric equivalent of working height adds 2 m to platform height. U.S. adds 6 ft to platform height.

** Based on RT tyres; deduct 5.8 cm (2 in) for turf and non-marking tyres.

*** Gradeability applies to driving on slopes. Gradeability may vary depending on the weight of options installed on machine. See Operator's Manual for details regarding slope ratings.

**** Weight varies depending on options and country standards.



Features

STANDARD FEATURES

MEASUREMENTS

GS™-3268RT

- 11.75 m (38 ft) working height
- Up to 454 kg (1,000 lb) lift capacity

PRODUCTIVITY

- Steel 2.51 x 1.55 m (8 ft 3 in x 5 ft 1 in) platform
- 1.22 m (4 ft) platform extension deck
- Folding guardrails
- Proportional lift and drive
- Onboard diagnostic system
- AC power to platform
- Full-height swing gate
- 4x4
- Positive traction control
- Four-wheel braking
- Swing-out engine tray
- Foam-filled rough terrain tyres
- Tilt level sensor with audible alarm
- Descent alarm
- Horn
- Hour meter
- Certified load sensor

POWER

- Kubota diesel 20 hp (15 kW)



OPTIONS & ACCESSORIES

PRODUCTIVITY

- Automatic levelling hydraulic outriggers
- Air line to platform
- Non-marking rough terrain tyres 30 x 60 cm (12 x 23.5 in)
- Dual flashing beacons
- Motion alarm
- Platform work lights

POWER

- Kubota petrol/LPG 23 hp (17 kW)
- Perkins 403C - 11 Diesel 26 hp
- 2000 watt generator (110 V/60 Hz)
- Cold weather packages for all engines
- Diesel scrubber (Perkins)
- Hydraulic oil cooler
- LPG steel tank only, 15 kg (33.5 lb) capacity
- Additional LPG tank and carrier

Distributed By:

UK

Millennium House
Brunel Drive
Newark NG24 2DE
UK
Tel: +44 (0)1476 584333
Fax: +44 (0)1476 584334

France

10, ZA de la Croix St. Mathieu
28320 Gallardon
France
Tel: +33 (0)2 37 26 09 99
Fax: +33 (0)2 37 26 09 98

Germany

Finienweg 3
28832 Achim/Bremen
Germany
Tel: +49 (0)4202 8852-0
Fax: +49 (0)4202 8852-25

Spain

Gaia` 31, Pol. Ind. Plá d'en Coll
08110 Montcada i Reixac
Barcelona
Spain
Tel: +34 93 572 50 90
Fax: +34 93 572 50 91

Scandinavia

Importgatan 17
422 46 Hisings Backa
Sweden
Tel: +46 31 57 51 00
Fax: +46 31 57 90 20

Middle East

Terex Middle East
PO Box 282325, Dubai
U.A.E.
Tel: +971 4 339 1800
Fax: +971 4 339 1802
Email: InfoME@terex.com

Genie United States

18340 NE 76th Street
P.O. Box 97030
Redmond, WA
USA 98073-9730
Tel: +1 425 881-1800
Fax: +1 425 883-3475

Email: AWP-InfoEurope@terex.com